

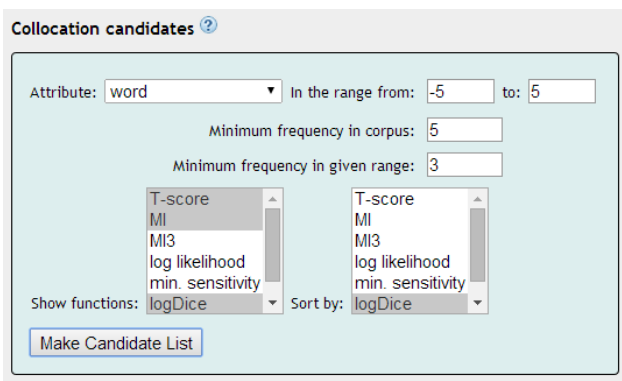
Sketch Engine の検索（１）：Concordance の進んだ機能

さまざまな頻度集計機能

検索語を take にしてコンコーダンスーを作ってから、どのような頻度集計ができるかを観察してみよう：

Frequency	Frequency:	頻度リスト作成画面が出てきてカスタマイズできる
Node tags	Node tags:	観察（ ）
Node forms	Node forms:	観察（ ）
Doc IDs	Doc IDs:	観察（ ）
Text Types	Text Types:	観察（ ）
Collocations		
ConcDesc		
Visualize		

Collocations（コロケーションを抽出する機能）



- **Attribute:** 何を基準に take の前後のパターンを取り出すか、を設定
- **In the range from ... to ... :** 前後の文脈のスペンを設定
- **Minimum frequency in corpus:** リストする単語の最低頻度
- **Minimum frequency in given range:** 文脈内での最低頻度
(→ 違いがわかるか?)

(例 1) take の右側 1 語で word で集計
観察：

(例 2) take の右側 1 語で tag で集計
観察：

(例 1)

Collocation candidates					
Page <input type="text" value="1"/> <input type="button" value="Go"/> Next >					
	Freq	T-score	MI	logDice	
P N place	10,582	102.177	7.215	10.622	
P N over	5,159	69.092	4.715	9.135	
P N part	3,142	54.644	5.314	8.837	
P N up	4,875	65.266	3.938	8.719	
P N advantage	1,809	42.272	7.354	8.353	
P N off	2,239	45.115	4.425	8.248	
P N into	3,048	50.789	3.643	8.236	
P N care	1,574	38.787	5.484	8.034	
P N them	2,532	45.163	3.287	7.925	
P N her	3,375	50.372	2.911	7.900	
P N a	15,425	98.688	2.284	7.834	
P N account	1,259	34.797	5.694	7.764	
P N away	1,445	36.077	4.295	7.739	
P N him	2,125	40.938	3.159	7.733	
P N me	1,945	39.548	3.276	7.714	
P N it	6,358	63.733	2.317	7.709	
P N out	2,318	41.869	2.939	7.686	
























(例 2)

Collocation candidates					
Page <input type="text" value="1"/> <input type="button" value="Go"/> Next >					
	Freq	T-score	MI	logDice	
P N AVP	18,711	128.199	3.993	9.364	
P N DPS	9,126	72.727	2.067	7.567	
P N ATO	35,773	118.012	1.411	7.051	
P N DTO	9,103	57.889	1.346	6.910	
P N PNP	17,909	76.070	1.212	6.832	
P N PRP	17,597	32.375	0.404	6.044	
P N PNI	963	14.708	0.927	5.979	
P N CRD	3,832	15.501	0.416	5.955	
P N NN1	29,219	32.081	0.300	5.953	
P N AVO	8,075	3.286	0.054	5.674	
P N TOO	2,615	2.413	0.070	5.590	
P N NN2	4,790	-50.237	-0.787	4.835	
P N PNX	265	2.392	0.229	4.763	
P N ORD	333	-10.354	-0.648	4.418	
P N AJO	4,636	-91.147	-1.226	4.408	
P N NPO	2,480	-81.063	-1.394	4.217	

P | N: クリックして何が起ころか観察してみよう

観察:

(例 3) 直後にくる tag でコロケーション・リストを作成し、句動詞のパターンだけに絞って、頻度集計を行う

Frequency list			
Frequency limit: <input type="text" value="0"/> <input type="button" value="Set limit"/>			
Page <input type="text" value="1"/> <input type="button" value="Go"/> Next >			
word	word	Freq	
P N take	up	1621	
P N take	on	1617	
P N take	over	1525	
P N took	over	1432	
P N taken	over	1285	
P N taken	up	1269	
P N taken	on	939	
P N took	up	877	
P N took	off	662	
P N took	out	631	
P N took	on	617	
P N take	off	555	
P N take	out	553	
P N taking	up	534	
P N taking	over	526	
P N taking	on	494	
P N taken	out	439	
P N takes	on	344	
P N takes	over	343	
P N takes	up	297	
P N taken	off	246	
P N taking	out	209	
P N taken	in	208	
P N taking	off	204	