



33課/Lesson 33 /Leksyon 33

【内容】 Contents Mga Nilalaman

繰り下げたあとが0になり、さらに繰り下げなくてはいけない引き算
Subtraction with numbers becoming 0 (zero) after borrowing, moreover, we have to borrow from zero
Pagbabawas ng bilang ay nagiging 0 (zero), pagkatapos, tayo ay hihiram dito sa 0 (zero)

【日本語の表現】 Math Expressions in Japanese Mga Math Expressions sa Japanese

[] の位から1繰り下げると、[] の位は [] で、[] の位は [] 。 / [] no kurai kara 1 (ichi) kurisageruto, [] no kurai wa [] de, [] no kurai wa [] .
If we borrow 1 from the (place value N2), that leaves (___ N2), and makes (___ N1).
Kung hihiram tayo ng 1 sa (place value N2), ang matitirang (place value N2) ay () at ang (place value N1) ay magiging ().



33 まちがいやすいひきざん ②

Machigaiyasui hikizan

繰り下げたあと数が0になり、さらに上位数より繰り下げなければならぬ場合

1

1010 - 1115 の けいさんの しかたを いましょう。
Senjuu hiku hyakujuugo no keesan no shikata o imashoo.

① 一のくらの けいさん
ichi no kurai no keesan

□ から □ は ひけない。
kara □ wa hikenai.

$$\begin{array}{r} 1010 \\ - 1115 \\ \hline \end{array}$$

② 十のくからから 1 くりさげると
juu no kurai kara ichi kurisageruto

十のくからは □ で、
juu no kurai wa de,

一のくからは □ 。

$$\begin{array}{r} 1010 \\ - 1115 \\ \hline \end{array}$$

③ 一のくらの けいさんを する。
ichi no kurai no keesan o suru.

□ - □ = □

④ 十のくらの けいさん
juu no kurai no keesan

□ から □ は ひけない。
11 ではありません
ichi de wa arimasen.

$$\begin{array}{r} 1010 \\ - 1115 \\ \hline \end{array}$$

でも、百のくらは 0 だから
くりさげられない。
demo, hyaku no kurai wa ree dakara
kurisagerarenai.

⑤ 千のくからから 1 くりさげると
sen no kurai kara ichi kurisageruto

千のくからは □ で、
sen no kurai wa de,

百のくからは □ 。

$$\begin{array}{r} 1010 \\ - 1115 \\ \hline \end{array}$$

33 Common Errors in Subtraction Madalas na Pagkakamali sa Subtraction ②

繰り下げたあと数が0になり、さらに上位数より繰り下げなければならぬ場合

1

Explain how do we calculate 1010 - 1115.
Ipaliwanag ang pagkalkula ng 1010 - 1115.

① Subtraction of the ones.
Ang pagbabawas ng ones.

We cannot subtract □ from □.
Hindi maaaring magbawas ng □ sa □.

$$\begin{array}{r} 1010 \\ - 1115 \\ \hline \end{array}$$

② If we borrow 1 from the tens, that leaves □ tens and makes □ ones.
Kung hihiram ng 1 sa tens, ang matitirang tens ay □ at ang ones ay magiging □.

③ Subtract the ones.
I-subtract ang ones.

$$\square - \square = \square$$

$$\begin{array}{r} 1010 \\ - 1115 \\ \hline \end{array}$$

Subtraction of the tens.

④ Ang pagbabawas ng tens.

We cannot subtract □ from □. ↑ 1 is not the correct number.

Hindi maaaring magbawas ng □ sa □. ↑ Ang lay hindi tamang.

$$\begin{array}{r} 1010 \\ - 1115 \\ \hline \end{array}$$

However, since the hundreds is 0 (zero), we cannot borrow from it.

Ngunit dahil ang hundreds ay 0 (sero), hindi maaaring humiram dito.

⑤ If we borrow 1 from the thousands, that leaves □ thousands, and makes □ hundreds.

Kung hihiram ng 1 sa thousands, ang matitirang thousands ay □, at ang hundreds ay magiging □.

$$\begin{array}{r} 1010 \\ - 1115 \\ \hline \end{array}$$

⑥ 百のくからいから 1 くりさげると
Hyaku no kurai kara ichi kurisageruto

百のくからいは で、
hyaku no kurai wa de.
十のくからいは 。
juu no kurai wa .

⑦ 十のくからいの けいさん
juu no kurai no keesan

- =

⑧ 百のくからいの けいさん
hyaku no kurai no keesan

- =

9	10
0	10
10	10
11	5

9	10
0	10
10	10
11	5

2

ふんをよみながら、つぎの けいさんを しましょう。
Bun o yominagara, tsugi no keesan o shimasu.

① 一のくからいの けいさん。0 から 7 は ひけない。
ichi no kurai no keesan. Ree kara nana wa hikena.

② 十のくからいから 1 くりさげると
juu no kurai kara ichi kurisageruto

十のくからいは 0 で、一のくからいは 10。
juu no kurai wa ree de, ichi no kurai wa juu.

③ 一のくからいの けいさんを する。10 - 7 = 3
ichi no kurai no keesan o suru. 10 - 7 = 3

④ 十のくからいの けいさん 0 から 1 は ひけない。
juu no kurai no keesan. Ree kara ichi wa hikena.

でも、百のくからいは 0 だから くりさげられない。
Demo, hyaku no kurai wa ree dakara kurisagerarenai.

⑤ 十のくからいから 1 くりさげると
juu no kurai kara ichi kurisageruto

十のくからいは 0 で、百のくからいは 10。
juu no kurai wa ree de, hyaku no kurai wa juu.

⑥ 百のくからいから 1 くりさげると
hyaku no kurai kara ichi kurisageruto

百のくからいは 9 で、十のくからいは 10。
hyaku no kurai wa kyuu de, juu no kurai wa juu.

⑦ 十のくからいの けいさんを する。10 - 1 = 9
juu no kurai no keesan o suru. 10 - 1 = 9

⑧ 百のくからいの けいさんを する。
hyaku no kurai no keesan o suru.

⑨ けいさんの こたえは 。
keesan no kotae wa .

1	0	1	0
1	1	1	7

⑥ If we borrow 1 from the hundreds, that leaves _____ hundreds, and makes _____ tens.

Kung hihram ng 1 sa hundreds, ang matitirang hundreds ay _____, at ang tens ay magiging _____.

⑦ Subtraction of the tens.

Ang pagbabawas ng tens.
 - =

⑧ Subtraction of the hundreds.

Ang pagbabawas ng hundreds.
 - =

9	10
0	10
10	10
11	5

9	10
0	10
10	10
11	5

2

Solve the problem while reading the instructions.
Gawin ang subtraction habang binabasa ang mga instruksiyon.

Subtraction of the ones. We cannot subtract 7 from 0.

① Ang pagbabawas ng ones. Hindi maaaring magbawas ng 7 sa 0.

② If we borrow 1 from the tens, that leaves 0 tens and makes 10 ones.

Kung hihram ng 1 sa tens, ang matitirang tens ay 0, at ang ones ay magiging 10.

③ Subtraction of the ones.

I-subtract ang ones.

④ Ang pagbabawas ng tens.

Subtraction of the tens. We cannot subtract 1 from 0.

Hindi maaaring magbawas ng 1 sa 0.

However, since the hundreds is 0 (zero), we cannot borrow from it.

Ngunit, dahil ang hundreds ay 0 (sero), hindi maaaring humiram dito.

⑤ If we borrow 1 from the thousands, that leaves 0 thousands, and makes 10 hundreds.

Kung hihram ng 1 sa thousands, ang matitirang thousands ay 0 at ang hundreds ay magiging 10.

⑥ If we borrow 1 from the hundreds, that leaves 9 hundreds and makes 10 tens.

Kung hihram ng 1 sa hundreds, ang matitirang hundreds ay 9, at ang tens ay magiging 10.

⑦ Subtraction of the tens.

I-subtract ang tens.

⑧ Subtraction of the hundreds.

I-subtract ang hundreds.

The answer is _____.

⑨ Ang sagot ay _____.

1	0	1	0
1	1	1	7

1101-115のけいさんのしかたをいしましょう。
 Senhyakuichi hiku hyakujuugo no keesan no shikata o iimashoo.

① 一のくらのけいさん
 ichi no kurai no keesan
 から はひけない。
 kara wa hikenai.

② でも、十のくらは0だから
 Demo, juu no kurai wa ree dakara
 くりさげられない。
 kurisagerarenai.

③ 百のくらは だから
 Hyaku no kurai wa dakara
 くりさげられる。
 kurisagerareru.

百のくから1くりさげると
 Hyaku no kurai kara ichi kurisageruto
 百のくらは で、
 hyaku no kurai wa de,

十のくらは 。

④ 十のくから1くりさげると
 Juu no kurai kara ichi kurisageruto
 十のくらは で、
 juu no kurai wa de,

一のくらは 。

⑤ 一のくらのけいさんをす。
 Ichi no kurai no keesan o suru.

- =

⑥ 十のくらのけいさんをす。
 Juu no kurai no keesan o suru.

- =

⑦ 百のくらは1くりさげたので0。
 Hyaku no kurai wa ichi kurisagetanode ree.

0から1はひけない。
 Ree kara ichi wa hikenai.

$$\begin{array}{r} 1101 \\ - \\ \hline \end{array}$$

$$\begin{array}{r} 1101 \\ - \\ \hline \end{array}$$

$$\begin{array}{r} 1101 \\ - \\ \hline \end{array}$$

$$\begin{array}{r} 1101 \\ - \\ \hline 86 \end{array}$$

Explain how do we calculate 1101 - 115.
 Ipaliwanag ang pagkalkula ng 1101 - 115.

① Subtraction of the ones.
 Ang pagbabawas ng ones.
 We cannot subtract from .
 Hindi maaaring magbawas ng sa .

② However, since the tens is 0 (zero), we cannot borrow from it.
 Ngunit dahil ang tens ay 0 (sero), hindi maaaring humiram dito.

③ Since there's hundreds, we can borrow from here.
 Dahil mayroong hundreds, maaaring humiram dito.

If we borrow 1 from the hundreds, that leaves hundreds and makes tens.
 Kung hihiram ng 1 sa hundreds, ang natitirang hundreds ay at ang tens ay magiging .

④ If we borrow 1 from the tens, that leaves tens and makes ones.
 Kung hihiram ng 1 sa tens, ang natitirang tens ay at ang ones ay magiging .

⑤ Subtract the ones.
 I-subtract ang ones.

- =

⑥ Subtract the tens.
 I-subtract ang tens.

- =

⑦ Since we borrowed 1 from the hundreds, there's now 0 (zero) hundreds left. From 0, we cannot subtract 1.
 Dahil humiram ng 1 sa hundreds, ang natitirang hundreds ay 0 (sero). Hindi maaaring magbawas ng 1 sa 0.

$$\begin{array}{r} 1101 \\ - 115 \\ \hline \end{array}$$

$$\begin{array}{r} 1101 \\ - 115 \\ \hline \end{array}$$

$$\begin{array}{r} 1101 \\ - 115 \\ \hline \end{array}$$

$$\begin{array}{r} 1101 \\ - 115 \\ \hline 86 \end{array}$$

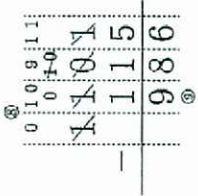
⑧ 千のくからいから 1 くりさげると
Sen no kurai kara ichi kurisageruto

千のくからいは で、
sen no kurai wa de,

百のくからいは 。
hyaku no kurai wa .

⑨ 百のくからいのけいさんをす。
Hyaku no kurai no keesan o suru.

- =



4

ぶんをよみながら、つぎのけいさんをしましょう。
Bun o yomimagara, tsugi no keesan o shimashoo.

① 一のくからいのけいさん。
Ichi no kurai no keesan.

1 から 7 は ひけない。
Ichi kara nana wa hikena.

② でも、十のくからいは 0 だから
Domo, juu no kurai wa tee dakara
くりさげられない。
kurisagerarenai.

③ 百のくからいは 1 だから
Hyaku no kurai wa ichi dakara
くりさげられる。
kurisagerareru.

百のくからいから 1 くりさげると
Hyaku no kurai kara ichi kurisageruto

百のくからいは 0 で、十のくからいは 1 0。
Hyaku no kurai wa ree de, juu no kurai wa jūichi.

④ 十のくからいから 1 くりさげると
Jū no kurai kara ichi kurisageruto

十のくからいは 9 で、一のくからいは 1 1。
Jū no kurai wa kyū de, ichi no kurai wa jūichi.

⑤ 一のくからいのけいさんをす。
Ichi no kurai no keesan o suru.

一のくからいのけいさんをす。
Ichi no kurai no keesan o suru.

⑥ 十のくからいのけいさんをす。
Jū no kurai no keesan o suru.

十のくからいは 1 くりさげたので 0。
Jū no kurai wa ichi kurisageta node ree.

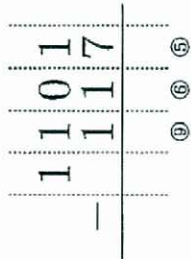
⑦ 百のくからいから 1 くりさげると
Hyaku no kurai kara ichi kurisageruto

百のくからいは 0 で、百のくからいは 1 0。
Sen no kurai wa ree de, hyaku no kurai wa jūichi.

⑧ 百のくからいのけいさんをす。
Hyaku no kurai no keesan o suru.

百のくからいのけいさんをす。
Hyaku no kurai no keesan o suru.

⑨ けいさんのこたえは 。
Keesan no kotae wa .

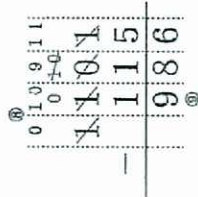


⑧ If we borrow 1 from the thousands, that leaves
thousands, and makes _____ hundreds.

Kung hihiram ng 1 sa thousands, ang matitirang
thousands ay _____ at ang hundreds ay
magiging _____.

⑨ Subtract the hundreds.
I-subtract ang hundreds.

- =



4

Solve the problem as while reading the instructions.
Gawin ang subtraction habang binabasa ang mga instruction.

① Subtract the ones. We cannot subtract 7 from 1
Ang pagbabawas ng ones. Hindi maaaring magbawas
ng 7 sa 1.

② However, since the tens is 0 (zero), we cannot borrow from it.
Ngunit dahil ang tens ay 0 (zero), hindi maaaring humiram
dito.

③ Since there's 1 in the hundreds, we can borrow here. If we
borrow 1 from the hundreds, that leaves 0 hundreds and makes
10 tens.

Dahil mayroong 1 sa hundreds, maaaring humiram dito.
Kung hihiram ng 1 sa hundreds, ang matitirang hundreds ay
0, at ang tens ay magiging 10.

④ If we borrow 1 from the tens, that leaves 9 tens and makes 11 ones
magiging 11.

⑤ Subtract the ones.
I-subtract ang ones.

⑥ Subtract the tens.
I-subtract ang tens.

⑦ Since we borrow 1 from the hundreds, there is now 0 hundreds left. We cannot subtract 1 from 0.
Dahil humiram ng 1 sa hundreds, ang matitirang hundreds ngayon ay 0. Hindi maaaring
magbawas ng 1 sa 0.

⑧ If we borrow 1 from the thousands, that leaves 0 thousands and makes 10 hundreds.
Kung hihiram sa thousands, ang matitirang thousands ay 0 at ang hundreds ay magiging
10.

⑨ Subtract the hundreds.
I-subtract ang hundreds.

The answer is _____.
Ang sagot ay _____.

1 1 - 7 = 4

9 - 1 = 8

1 0 - 1 = 9