



在日フィリピン人児童のための算数教材 分数マスター・日本語クリアー
 Mga Kagamitan sa Pagtuturo sa Matematika Para sa mga Estudyanteng Pilipinong Naninirahan sa Japan
 BUNSUU MASTER NIHONGO CLEAR

1課 / Lesson 1 / Leksyon 1

ようごとぶん / Words and phrases / Mga Salita

| ようご | Words | Mga salita |
|-------|--|---|
| おなじ | same | pareho |
| ながさ | length | haba |
| わけ | to divide / to regroup | hatiin |
| ぶん | number of plates / times / portions / servings / parts | parte / bahagi |
| 2とうぶん | dividing two equal parts | paghahati sa dalawang magkatumbas na bahagi |
| 2ぶんの1 | one half | kalahati / isa ng dalawang hati |
| いろ | color | kulay |
| ぬる | to paint / to color | kulayan |
| かく | to write | isulat |

| ぶん | Phrases | Grupo ng mga salita |
|-------------------|--|---|
| おなじながさにわけます。 | Divide into the same length. | Hatiin sa magkaparehong haba. |
| テープ1つぶんのながさ | length of the measure of one piece of a tape | haba ng isang sukat ng tape |
| 2分の1mだけいろをぬります。 | Color / Paint only 1/2 (one half) meter. | Kulayan lamang ang 1/2 (kalahating) metro. |
| 「2ぶんの1」を1/2とかきます。 | "One half" is written like 1/2. | Ang isa ng dalawang hati ay isinusulat ng 1/2 . |



1課/Lesson 1/Leksyon 1

【内容】 Contents Mga Nilalaman

| |
|---|
| ①分数の意味（ある物を等分した1つ分を分数で表わすこと）を知る。 |
| ①To know the meaning of fraction (To express with fraction a part of something that is divided into equal parts). |
| ①Pag-alam sa kahulugan ng fraction. (Pagpapakilala sa paggamit ng fraction ang isang parte ng bagay na hinati ng magkatumbas) |

【日本語の表現】 Math Expressions in Japanese Mga Math Expressions sa Japanese

| |
|--|
| ①「～の～がある。」→1mの長さのテープがあります。 |
| ②「～に分ける。」→2つに分ける。同じ長さに分ける。 |
| ③「N等分」→2等分 |
| ④「～ときは、～という」→3つに分けるときは、3等分といいます。 |
| ⑤「N分の1」→3分の1 |
| ①「～NO～GA ARU.」(There is ~ of ~.) → There is a tape which has a length of 1 meter. |
| ②「～NI WAKERU.」(to divide into~) → To divide into two. To divide into equal length. |
| ③「N TOOBUN」(dividing into N equal parts) → dividing into two equal parts |
| ④「～TOKI WA、～TO IU.」(When ~, it is called ~.) → When it is divided into 3, it is called dividing into 3 equal parts. |
| ⑤「N BUN NO 1」→1/3「SANBUN NO ITI」(1 of 3 parts) → 1/3 (one third) |
| ①「～NO～GA ARU.」(Mayroong ~ na ~.) → Mayroong tape na 1m ang haba. |
| ②「～NI WAKERU.」(hatiin sa~) → Hatiin sa dalawa. Hatiin sa parehong haba. |
| ③「N TOOBUN.」(paghahati sa N na magkatumbas na bahagi) → paghahati sa dalawang magkatumbas na bahagi. |
| ④「～TOKI WA、～TO IU.」(Kapag ~, ~ ang tawag.) → Paghahati sa tatlong magkatumbas na bahagi ang tawag kapag hinati sa tatlo. |
| ⑤「N BUN NO 1」(1 ng N na hati) → 1/3 「SANBUN NO ICHI」(isa ng tatlong hati / one third) |



1 2ぶんの1 3ぶんの1

Nibun no ichi

sanbun no ichi

ある物をいくつかに分けたときの言い方を知る。

1

1 mのながさのテープがあります。
Ichi meetoru no nagasa no teepu ga arimasu

これを2つにわけます。
Kore o futatsu ni wakemasu

おなじながさにわけます。
Onaji nagasa ni wakemasu

このようなわけかたを
Konoyoona wakekata o

「2とうぶん」といいます。
"ni too bun" to iimasu

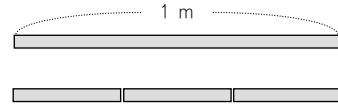
2つおなじわける
futatsu onaji wakeru



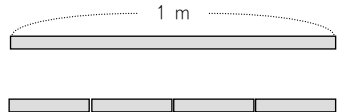
2とうぶんしました。
Nitoobun shimashita.



- ① おなじながさに3つにわけるときは、
Onaji nagasa ni mittsu ni wakerutoki wa.
- 「3とうぶん」といいます。
"santoobun" to iimasu



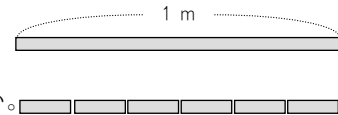
- ② おなじながさに4つにわけるときは、
- 「4とうぶん」といいます。



- ③ おなじながさに5つにわけるときは、
- 「5とうぶん」といいます。



- ④ おなじながさに6つにわけるときは、
Onaji nagasa ni muttsu ni wakerutoki wa
- 「なんとうぶん」というとおもいますか。
"nantoobun" to yuu to omoimasuka



1 2ぶんの1 3ぶんの1

ある物をいくつかに分けたときの言い方を知る。

1

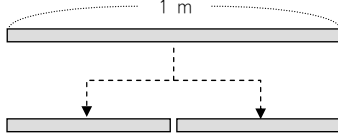
There is a tape with 1m long.
Mayroong tape na 1m ang haba.

Divide this into 2.
Hatiin ito sa dalawa.


Divide with the same length each.
Hatiin sa magkaparehong haba.

To divide like this is called "NI TOUBUN",
to divide into 2 equal parts.

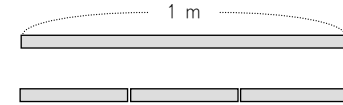
Ang paghahati katulad nito ay
finatawag na "NI TOUBUN", paghahati sa
2 magkakatumbas na bahagi.



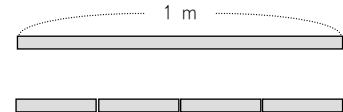
It was divided into 2
equal parts.
Hinati sa dalawang
magkakatumbas na
bahagi.



- ① To divide into 3 with the same length each is
called "SAN TOUBUN", to divide into 3 equal
parts.
Kapag hinati sa 3 magkakatumbas na haba
ay finatawag na "SAN TOUBUN", paghahati
sa 3 magkakatumbas na bahagi.



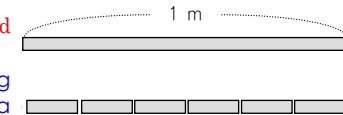
- ② To divide into 4 with the same length each is
called "YONTOU TOUBUN", to divide into 4
equal parts.
Kapag hinati sa 4 magkakatumbas na haba
ay finatawag na "YONTOU TOUBUN",
paghahati sa 4 magkakatumbas na
bahagi.



- ③ To divide into 5 with the same length each is
called "GO TOUBUN", to divide into 5 equal
parts.
Kapag hinati sa 5 magkakatumbas na haba
ay finatawag na "GO TOUBUN", paghahati
sa 5 magkakatumbas na bahagi.



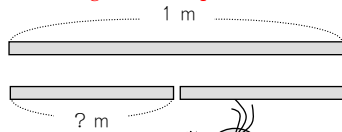
- ④ What ("NAN TOUBUN") do you think it is called
to divide into 6 with the same length each?
Ano ("NAN TOUBUN") ang tawag sa iyong
palagay kapag hinati sa 6 na
magkakatumbas na haba?



2

等分したときの1つ分の大きさを分数で表わすことを知る。

1 mの ながさの テープを 2とうぶんしました。
Ichi meetoru no nagasa no teepu o nitoobun shimashita



2ぶんの1
nibun no ichi

みじかい テープ1つぶんの ながさを
Mijikai teepu hitotsubun no nagasa o
「2ぶんの1」 m と います。
"nibun no ichi" meetoru to iimasu

① 2とうぶんした ものの 1つを 「2ぶんの1」と います。
Nitoobun shita mono no hitotsu o "nibun no ichi" to iimasu



② 3とうぶんした ものの 1つを 「3ぶんの1」と います。



③ 4とうぶんした ものの 1つを 「4ぶんの1」と います。



2ぶんの1 3ぶんの1 4ぶんの1 ということは…。

Nibun no ichi sanbun no ichi yonbun no ichi to yuukoto wa



④ 5とうぶんした ものの 1つを 「 ? 」と います。



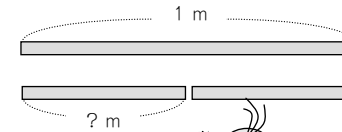
⑤ 6とうぶんした ものの 1つを 「 ? 」と います。



2

等分したときの1つ分の大きさを分数で表わすことを知る。

A tape with 1m long was divided into 2 equal parts.
Ang 1m na tape ay hinati sa 2 magkakatumbas na haba.



one half
kalahati

The length of the shorter tape is called "one half", 1/2m.
Ang haba ng isang pirasong maikling tape ay tinatawag na "kalahating / one half" m.

One of the two, whose original was divided into 2 equal parts is called "one half", 1/2.

① Ang isang bahagi ng hinati sa dalawang magkakatumbas na bahagi ay tinatawag na "kalahati, 1/2".



One of the three, whose original was divided into 3 equal parts is called "one third", 1/3.

② Ang isang bahagi ng hinati sa tatlong magkakatumbas na bahagi ay tinatawag na "isa ng tatlong hati, 1/3".



One of the four, whose original was divided into 4 equal parts is called "one fourth", 1/4.

③ Ang isang bahagi ng hinati sa apat na magkakatumbas na bahagi ay tinatawag na "isa ng apat na hati, 1/4".



One half, one third, one fourth, so...
Kalahati, isa ng tatlong hati, isa ng apat na hati, kaya...



One of the five, whose original was divided into 5 equal parts is called "one fifth", 1/5.

④ Ang isang bahagi ng hinati sa limang magkakatumbas na bahagi ay tinatawag na "isa ng limang hati, 1/5".



One of the six, whose original was divided into 6 equal parts is called "one sixth", 1/6.

⑤ Ang isang bahagi ng hinati sa anim na magkakatumbas na bahagi ay tinatawag na "isa ng anim na hati, 1/6".


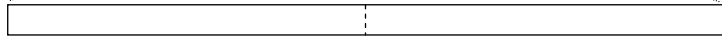


3

「N分の1」の言い方とその大きさの理解を確実にする。

「2ぶんの1」 mだけ いろを ぬります。

“Nibun no ichi” meetoru dake iro o nurimasu
1 m




いろを ぬりました。


Iro o nurimashita

① 「3ぶんの1」 mだけ いろを ぬりましょう。


“Sanbun no ichi” meetoru dake iro o nurimashoo




② 「4ぶんの1」 mだけ いろを ぬりましょう。




③ 「5ぶんの1」 mだけ いろを ぬりましょう。



④ 「6ぶんの1」 mだけ いろを ぬりましょう。



⑤ 「7ぶんの1」 mだけ いろを ぬりましょう。

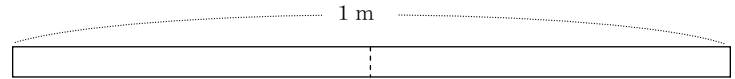


3

「N分の1」の言い方とその大きさの理解を確実にする。

Color only "one half", 1/2m.

Kulayan lamang ang 1/2 (kalahating) m.




It was colored.

Nakulayan na.


① Color only "one third", 1/3m.

Kulayan lamang ang 1/3 (isa ng tatlong hating) m.




② Color only "one fourth", 1/4m.

Kulayan lamang ang 1/4 (isa ng apat na hating) m.




③ Color only "one fifth", 1/5m.

Kulayan lamang ang 1/5 (isa ng limang hating) m.




④ Color only "one sixth", 1/6m.

Kulayan lamang ang 1/6 (isa ng anim na hating) m.



⑤ Color only "one seventh", 1/7m.

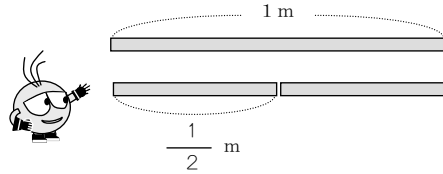
Kulayan lamang ang 1/7 (isa ng pitong hating) m.



4

「2ぶんの1」を $\frac{1}{2}$ と かきます。

“Nibun no ichi” o nibun no ichi to kakimasu



① 「3ぶんの1」は $\frac{1}{3}$ と かきます。

“Sanbun no ichi” wa sanbun no ichi to kakimasu

② 「4ぶんの1」は $\frac{1}{4}$ と かきます。

nibun no ichi sanbun no ichi yonbun no ichi
2ぶんの1 3ぶんの1 4ぶんの1

$$\frac{1}{2}$$

$$\frac{1}{3}$$

$$\frac{1}{4}$$

ということは…。



nibun no ichi sanbun no ichi yonbun no ichi to yuukoto wa...

③ 「5ぶんの1」は $\frac{1}{5}$ と かきます。

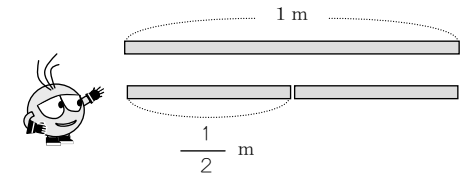
④ 「6ぶんの1」は $\frac{1}{6}$ と かきます。

⑤ 「7ぶんの1」は $\frac{1}{7}$ と かきます。

4

"One half" is written as 1/2.

Ang "kalahati / one half" ay isinusulat katulad ng 1/2.



① "One third" is written as 1/3.

Ang "isa ng tatlong hati / one third" ay isinusulat katulad ng 1/3.

② "One fourth" is written as 1/4.

Ang "isa ng apat na hati / one fourth" ay isinusulat katulad ng 1/4.

One half, one third, one fourth

Kalahati, isa ng tatlong hati, isa ng apat na hati

$$\frac{1}{2}$$

$$\frac{1}{3}$$

$$\frac{1}{4}$$

So...
Kaya...



③ "One fifth" is written as 1/5.

Ang "isa ng limang hati / one fifth" ay isinusulat katulad ng 1/5.

④ "One sixth" is written as 1/6.

Ang "isa ng anim na hati / one sixth" ay isinusulat katulad ng 1/6.

⑤ "One seventh" is written as 1/7.

Ang "isa ng pitong hati / one seventh" ay isinusulat katulad ng 1/7.